

Nanofertilizers and their role in sustainable agriculture

YOGENDRA KUMAR¹, K.N. TIWARI² TARUNENDU SINGH¹ AND RAMESH RALIYA³

Indian Farmers Fertiliser Cooperative Limited, IFFCO Sadan, C-1, District Centre, Saket Place, New Delhi -110017

Received: April, 2021; Revised accepted: June, 2021

ABSTRACT

Enhancing nutrient use efficiency (NUE) with minimal threat to environment has become critical for our agriculture food production systems (FPS) to sustain the burgeoning population. Nanotechnology with nanoscale inputs for production of nano agri-inputs (NAIPs) has emerged as an innovative solution for addressing issue of low or declining nutrient use efficiency (NUE) with minimal environment footprint. Nanotechnology is a promising field of research which has the potential to offer sustainable solutions to ever pressing challenges confronting our modern intensive agriculture. Nanotechnology employs nanomaterials which typically have small size (1–100 nm) which imparts unique characteristics and benefits. In addition to numerous other benefits, large surface area to volume ratio offers opportunity for better and effective interaction of nanoparticles to target sites. Nano-fertilizers hold potential to fulfil plant nutrition requirements along with imparting sustainability to crop production systems and that too without compromising the crops yield. Indian Farmers Fertilizer Cooperative Limited (IFFCO) - the farmers' own fertilizer cooperative has been in the forefront for promotion of agro-technologies and novel agri-inputs to mitigate problems faced by the farmers. It has indigenously innovated at its Nano Biotechnology Research Centre (NBRC) at Kalol, Gujarat and succeeded in R& D and manufacturing of proprietary nano-fertilizers viz. nano urea, nano zinc, and nano copper. These nano-fertilizers utilize the dynamics of shape, size, surface area and bio-assimilation. Their efficacy was evaluated on the basis of multi-location multi-crop trials under varying crop seasons, both by the research institutes and also on the progressive farmers' fields across 11,000 locations on 94 crops across India. Independently, nano nitrogen, nano zinc, and nano copper have also been tested for bio-efficacy-bio safety- toxicity and environment suitability. IFFCO nano-fertilizers meet all the current national and international guidelines related to nano technology or nano scale agri-inputs. They are in sync with OECD testing guidelines (TGs) and "Guidelines for Testing of NAIPs and Food Products" released by the Department of Biotechnology, Government of India. Harvested produce of crops applied with IFFCO nano-Urea, nano-zinc, and nano-copper have been found fit for consumption with no adverse effect. This paper reviews the benefits of nanofertilizers (Nano N, Nano Zn and Nano Cu) towards increasing nutrient use efficiency and crop productivity and produce quality in general and the journey of IFFCO nano-fertilizers (IFFCO's Nano Urea, Nano Zn and Nano Cu) from conception to PILOT to PLANT stage has also been covered in this paper.

Key Words: Nutrient use efficiency, Nanofertilizers, Nano-N, Nano-Zn, Nano-Cu, IFFCO's Nano Urea, IFFCO's Nano-Zn, IFFCO's Nano-Cu, Crop response to Nanofertilizers, Sustainable agriculture

INTRODUCTION

Since green revolution, chemical fertilizers are deemed an indispensable input of modern crop production systems, but these have associated environmental and ecological consequences. Loss of nutrients from agricultural fields in the form of leaching and gaseous emissions has been the leading cause of environmental pollution and climate change. Intensive farming practices introduced and evolved since the inception of green revolution have been deemed unsustainable as the utilization efficacy of applied chemicals including mineral fertilizers has remained below 30%. Fertilizers have taken axial role with respect to

boosting crops yield and nutritional quality especially after the development of fertilizer responsive crop varieties. Among mineral nutrients, nitrogen is the first and foremost nutrient required for crop plants as it is the constituent of chlorophyll and many proteins and enzymes and thus plays a significant role during the vegetative growth of crops. Nitrogen is absorbed by the plants in the form of nitrate (NO_3^-) and ammonium (NH_4^+). Nitrogen is lost through the processes of nitrate leaching, denitrification and ammonia volatilization. Loss of mineral nutrients through leaching and runoff to surface and ground water along with abundant volatilization constitute growing concerns owing to economic losses and environmental pollution.

Indian Farmers Fertilizer Cooperative Limited,

1. IFFCO SADAN, C-1, District Centre, Saket Place, Saket, New Delhi 110017

2. Indian Farmers Fertilizer Cooperative Limited, 8 Gokhale Marg, Lucknow 226001

3. Biotechnology Research centre, Kalol, Gujarat

Conventional application techniques are resulting in seriously overdosing of chemical fertilizers which has become evident through the phenomenon of eutrophication (algal growth on the surface of water bodies due to nutrients enriched water, which hampers oxygen supply to fish). Moreover, nitrogen volatilization results in the release of nitrous oxides and thus being the greenhouse gases, contribute to the global warming. It is also pertinent to mention that ammonium ions react with alkaline rain water which leads to the formation of ammonia gas that escapes into the atmosphere and thus becoming a source of environmental pollution. Whenever, there is excess of nitrogen, more and more nitrates and ammonium ions get accumulated in the leaves of crops especially leafy vegetables and become detrimental to human health. In addition, nitrate rich diets have been reported to be associated with numerous human diseases such as bladder and gastric cancer as well as methemoglobinemia. It is being stressed to deliver the required quantities of active agents only where they are direly needed. Environmentalists and consumers call for reducing the use of synthetic fertilizers to decrease pollution and residue effect on farm produces along with conserving agro-ecosystems. It is really unfortunate that modern profit-oriented farming systems have become unstable mainly due to poor nutrient use efficiency and imbalanced excessive fertilizer application.

Ensuring the sustainability of crop production necessitates exploring other sources of nutrients and modifying prevalent nutrient sources. Nanotechnology, which utilizes nanomaterials of less than 100 nm size, may offer an unprecedented opportunity to develop concentrated sources of plant nutrients having higher-absorption rate, utilization efficacy, and minimum losses. Nano-fertilizers are being prepared by encapsulating plant nutrients into nanomaterials, employing thin coating of nanomaterials on plant nutrients, and delivering in the form of nano-sized emulsions. Nano-pores and stomatal openings in plant leaves facilitate nanomaterial uptake and their penetration deep inside leaves leading to higher nutrient use efficiency (NUE). Nanofertilizers have higher transport and delivery of nutrients through plasmodesmata, which are nanosized (50–60 nm) channels between cells. The higher NUE

and significantly lesser nutrient losses of nanofertilizers lead to higher productivity (6–17%) and nutritional quality of field crops. However, production and availability, their sufficient effective legislation, and associated risk management are the prime limiting factors in their general adoption as plant nutrient sources. IFFCO has successfully innovated and achieved the goal of development and manufacturing of Nano Urea, Nano Zinc and Nano Copper as proprietary nano inputs through its indigenous R&D efforts at Nano Biotechnology Research Centre (NBRC) Kalol, Gujarat. These nanoscale products utilise the benefit of dynamics of shape, size, surface area and bio assimilation. Nano fertilizers were evaluated through multilocation, multi-crop on-station trials in different seasons, by the research organizations and 11,000 on-farm trials conducted on progressive farmers' fields covering 94 crops across the country during 2019-20. This paper reviews the benefits of nanofertilizers (Nano N, Nano Zn and Nano Cu towards increasing nutrient use efficiency and crop productivity and produce quality in general and of IFFCO's Nano-Urea, Nano-Zn and Nano Cu in particular.

SCENARIO OF FERTILIZER CONSUMPTION; DECLINING NUTRIENT USE EFFICIENCY AND INCREASING MULTI-NUTRIENT DEFICIENCIES

In India, there is a little scope of bringing in more area under cultivation; therefore, growth in food grain production has to come largely through productivity enhancement. Food grain productivity has registered a phenomenal increase from 522 kg ha⁻¹ in 1950-51 to 2,235 kg ha⁻¹ in 2017-18 but the decline in factor productivity of fertilizers in respect of food grain production indicates nutrient depletion in soil pool and reduction in NUE. This has resulted into decrease in crop response to application of plant nutrients from 15 kg food grain kg⁻¹NPK during 5th plan (1974-79) to less than 6 kg food grain kg⁻¹ NPK in 11th plan (2007-12) (Prasad 2013) which has further reduced to 2.7 food grain /kg NPK in irrigated cropping systems (**Figure 1**). Alternatively, fertilizer use efficiency (FUE) which is dependent on several factors including nutrient uptake efficiency and soil health, determines our agricultural and

environmental stability. Innovative fertilizers can fulfil the 4R principles effectively to address issue of declining FUE.

Fertilizer consumption in India is imbalanced, skewed in favour of urea-N. Resultantly, the NPK consumption ratio has widened from 4:3.2:1 in 2009-10 to 7.0:2.8:1 in 2019-20. Nitrogen application has spiked post-NBS- 2010 after a brief correction. Nitrogen application has to be balanced in higher application regions and increased in the lower application regions. Among secondary and micronutrients, widespread deficiencies of sulphur (S), Zn and B have been recorded in cereals, pulses and oilseed

crops in India. Copper deficiency has been observed in fruit crops. This suggests that the block-specific micronutrient deficiencies have to be delineated and ameliorated for better crop productivity and farmers' profitability. Bio fortification of micronutrients in crops will address human and animal micronutrient deficiencies too. Only enhanced NUE of major and micronutrients with better soil health and agronomic management practices can meet the challenges, being currently faced by the farmers, researchers and policy makers.

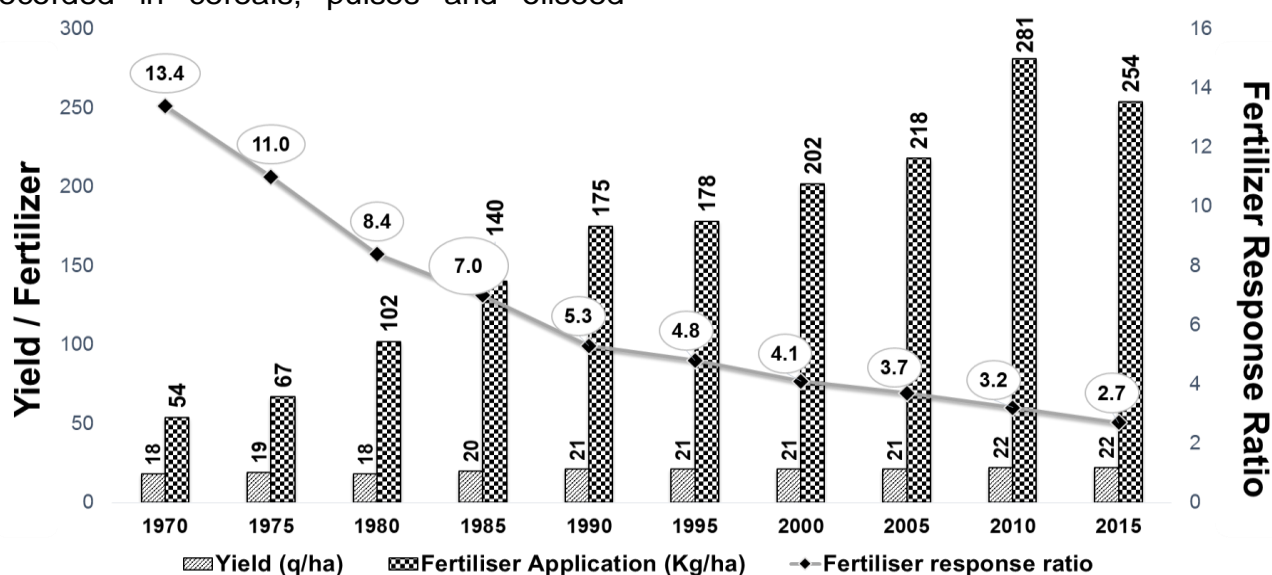


Figure 1: Increasing Food grain Production ~ Decreasing Fertiliser Response ratio

Injudicious Application of Urea—Matter of Growing Concern

Imbalanced and injudicious application of urea is a matter of grave concern. Farmers have been called upon to reduce urea consumption by at least 25% for better environmental quality and their own profitability. This issue needs to be

relooked in the light of sustainability of whole agriculture production systems and biogeochemical cycles. Urea accounts for >82% of the nitrogenous fertilizers applied to majority of the crops in India. Around 33 million tones (Mt) urea is applied to various crops every year. Its consumption has reached to 35 Mt during 2020-21 (Table 1).

Table 1: Urea Production, Import and Consumption during last 5 Years (in '000 MT)

Year	Production	Import	Urea Consumption		Total
			Kharif	Rabi	
2016-17	24201	4971	14356	15258	29614
2017-18	24023	6011	14832	15062	29894
2018-19	23899	7555	15448	16571	32019
2019-20	24455	9124	15369	18326	33695
2020-21	24603	9828	17782	17260	35043

There has been a commensurate increase in production, import and consumption of urea over consecutive years. Import of urea has increased over the years, reaching a figure of 9.12Mt during 2019-20 and 9.82 Mt during 2020-21. Subsidy burden on account of urea import constitutes 26% of the overall urea subsidy paid in a year by Government of India (Table 2). Arresting increasing urea consumption through its judicious application, R&D efforts, introduction of innovative products and contemporary policy measures is hence required. Nanofertilizers will play an important role to arrest increasing demand of urea, help reducing the import of urea and subsidy burden by way of increasing the nitrogen use efficiency.

Table 2: Subsidy paid by Government of India for Urea during last 3 years (Rs. Crore)

Year	Indigenous Urea	Imported Urea	Total
2016-17	40000	11257	51257
2017-18	36974	9980	46954
2019-20	32190	17155	49345

Note: 1 crore = 10 million

INNOVATIVE FERTILIZERS - KEY TO SUSTAINABILITY

Novel and innovative fertilizer apart from enhanced nutrient uptake efficiency offer benefits in terms of reduction in environment footprints. Fertilizer industry has pioneered and introduced enhanced efficiency fertilizers (EEF) which cater to niche market only. For highly subsidized Indian fertilizer market, an innovative high-tech fertilizer which is economically affordable too can be a real solution. Nanotechnology can be leveraged to develop agricultural intensification solutions, which can increase food production per unit of inputs and resources. Nano fertilizers based on nanotechnology because of their size advantage and controlled manufacturing process through chemical, physical and biological means have emerged as a viable option to fulfill this gap in conventional and innovative fertilizer market.

Nano fertilizers: Definition and Characteristics

Nano-fertilizers by definition are, "Synthesized or modified form of traditional fertilizers, fertilizer bulk materials or extracts of different botanical, microbial or animal origin manufactured by chemical, physical, mechanical or biological methods with the help of nanotechnology but not limited to it". These nanoparticles can also be made from bulk conventional fertilizers. At nano scale, physical and chemical properties of nano-fertilizers are dynamic and different from their counterpart. Due to higher surface area to volume size ratio and nano size, they have high availability and absorption. Particle size of nano-fertilizers is less than 1-100 nm in at least one dimension which facilitates better uptake from soil or leaves, resulting in production of more photosynthates and biomass required for healthy crops. Nano-fertilizers have benefits in terms of application and small requirement, slow release mechanism, reduction in transportation and application cost, and cause comparatively low salt accumulation in soil *vis-à-vis* conventional fertilizers. These effectively meet crop nutrient requirement with increased bioavailability of nutrients. Foliar applied nano-fertilizers increase NUE and nutritional quality of crops through bio-fortification.

ROLES OF NANOFERTILIZERS

Agriculture in the twenty-first century is facing manifold challenges for producing more food by addressing the problems of rapidly growing global population, unpredictable climate change, decreasing agricultural productivity, variable labor force, and increased urbanization. The use efficiency of nutrients of traditional fertilizers is abysmally low. It has been reported that around 40–70 % of nitrogen, 80–90 % of phosphorus, and 50–90 % of potassium content of applied fertilizers are lost in the environment and could not reach the plant which causes significant economic losses (Trenkel 2010; Saigusa 2000; Solanki *et al.* 2015). These problems seem to intensify fiercely by 2050 when we have to feed the population of over 9 billion. Agriculture as a source of food, feed and

fiber has always been increasingly important in a world of diminishing resources and with an ever-increasing global population (Brennan 2012). To counteract this scenario, the agriculture-dependent countries have to adopt more advanced technologies, labor-saving practices, and methods. Nanotechnology is a promising tool and has the potential to foster a new era of precise farming techniques and therefore may emerge as a possible solution for these problems. Nanotechnology may increase agricultural potential to harvest higher yields in an eco-friendly way even in the challenging environments (Sugunan and Dutta 2008). Although the use of NPs in crop improvement is still under investigation, we can expect to see its use on a regular basis in farmers' fields in the near future.

The nanofertilizers release the nutrients in a controlled manner in response to the reaction to different signals such as heat, moisture, and other abiotic stress. Nanofertilizer may regulate the release of nutrients and deliver the correct quantity of nutrients required by the crops in suitable proportion and promote productivity while ensuring environmental safety (De Rosa *et al.* 2010). Millán *et al.* (2008) stated that NH_4^+ occupying the internal channels of zeolite may be released slowly and freely, thereby allowing the progressive absorption by the crop which is reflected in higher dry matter production of the crop. During the past few years, there has been extensive interest in applying NPs to plants for agricultural management (Nanotechnology in Agriculture and Food 2006; Torney *et al.* 2007; Khodakovskaya *et al.* 2009, 2012; Ashrafi *et al.* 2010; Serag *et al.* 2011b, 2012a; Husen and Siddiqi 2014; Razzaq *et al.* 2016). The genetic implications of such NP-induced positive changes have been validated through investigations on enhanced mRNA expression and protein level in spinach (Gao *et al.* 2008) by nano-TiO₂, generational transmission of fullerol through seeds in rice (Lin *et al.* 2009), and changes in gene expression at plant and cellular levels in tomato and tobacco (Khodakovskaya *et al.* 2009, 2012; Villagarcia *et al.* 2012) by MWCNTs.

Dwairi (1998) suggested that zeolite impregnated with urea can be used as slow-release fertilizer carrying the slow and steady release of N from nanozeolite. Perrin *et al.* (1998)

demonstrated that amending sandy soil with ammonium-loaded zeolite can reduce N leaching while sustaining growth of sweet corn and increasing N use efficiency compared to ammonium sulfate. The same result was also demonstrated by Hernandez *et al.* (1994) that the combination of zeolite and slow-release N fertilizers would increase the N efficiency. Rahale (2010) reported that nanofertilizer increased the NUE up to 45 % over control. She also reported that the release of nitrate from nanozeolite continued even after 1176 hrs, with concentrations ranging from 110 to 114 mmol L⁻¹. The results clearly demonstrated slow and steady release of N from nanozeolite for more than 45 days while conventional fertilizer does it for only 8 days.

We know that crops secrete carbonaceous compounds into the rhizosphere under nutrient stress that can consider as environmental signals for incorporation into novel nanofertilizers (Sultan *et al.* 2009). Novel nanofertilizer application has an edge over traditional methods of fertilizer application by releasing nutrients in a controlled manner, preventing eutrophication and pollution of water resources (Sekhon 2014; Naderi and Abedi 2012). The use of nanofertilizer not only causes increased use efficiency of the elements but also reduces the toxicity generated due to over-application in the soil as well as reduces the split application of fertilizers (Naderi and Danesh-Shahraki 2013). The positive effect of the application of zinc oxide nanoparticles on tomato plants opens an avenue for its potential use as a future nanofertilizer. It has been observed that NPs in low concentrations have not displayed any harmful effect to plants but instead are capable of activating specific physiological and molecular responses. For example, TiO₂ nanoparticles (0.25–4 %) are able to promote photosynthesis and nitrogen metabolism in spinach and, therefore, improve the growth of the plants (Zheng *et al.* 2005; Klaine *et al.* 2008). Khodakovskaya *et al.* (2009) demonstrated that relatively low doses (10–40 µg/mL) of multiwalled carbon nanotubes (MWCNTs) were able to penetrate thick seed coats, increase germination, and stimulate growth in tomato plants (Khodakovskaya *et al.* 2009, 2012). However, the effects of NPs are influenced by the media and the mode of application. Zhu *et al.* (2008) studied the uptake of 20-nm-sized iron

oxide NPs (Fe_3O_4 NPs) in pumpkin and lima beans (*Phaseolus lunatus*). Under hydroponic conditions, indications of magnetic NPs were found in roots, stems, and leaves, while the plants growing in soil or in sand did not show any signs of magnetic NPs confirming no particle uptake.

Nano nitrogen

To improve the nutrient use efficiency, nano-based slow-release or controlled-release fertilizers have the tremendous potential. Nanofertilizer may regulate the release of nutrients and deliver the correct quantity of nutrients required by the crops in suitable proportion and promote productivity while ensuring environmental safety (De Rosa *et al.* 2010). Millán *et al.* (2008) stated that NH_4^+ occupying the internal channels of zeolite may be released slowly and freely, thereby allowing the progressive absorption by the crop which is reflected in higher dry matter production of the crop. Dwairi (1998) suggested that zeolite impregnated with urea can be used as slow-release fertilizer carrying the slow and steady release of N from nanozeolite. Perrin *et al.* (1998) demonstrated that amending sandy soil with ammonium-loaded zeolite can reduce N leaching while sustaining growth of sweet corn and increasing N use efficiency compared to ammonium sulfate. The same result was also demonstrated by Hernandez *et al.* (1994) that the combination of zeolite and slow-release N fertilizers would increase the N efficiency. Rahale (2010) reported that nanofertilizer increased the NUE up to 45 % over control. She also reported that the release of nitrate from nanozeolite continued even after 1176 hrs, with concentrations ranging from 110 to 114 mmol L^{-1} . The results clearly demonstrated slow and steady release of N from nanozeolite for more than 45 days while conventional fertilizer does it for only 8 days.

In arid soil, it was observed that the engineered nanoparticles may be successfully utilized for mitigating the acute problem of moisture retention. Apart from moisture retention, nano-based slow-release fertilizers may augment crop production by mobilizing nutrients in the rhizosphere (Raliya *et al.* 2013). Nitrogen fertilizer fortified with nanoporous zeolite could be used as an alternative strategy

to improve the nitrogen use efficiency in crop production systems (Manikandan and Subramanian 2014). It was observed an improved root development and shoot establishment in rice seedlings grown in carbon nanomaterial-enriched medium compared with the control seedlings by Nair *et al.* (2012). In an interesting study, Subramanian and Rahale (2009) have monitored the nutrient release pattern of nanofertilizer formulations carrying fertilizer nitrogen. The data have shown the nanoclay-based fertilizer formulations (zeolite and montmorillonite with a dimension of 30–40 nm) are capable of releasing the nutrients for a longer period of time (>1000 h) than conventional fertilizers (<500 h). Kottegoda *et al.* (2011) in an interesting study, reported a sustained release of nitrogen into the soil using urea-modified hydroxyapatite nanoparticle which were encapsulated under pressure into cavities of the soft wood of *Gliricidiasepium*. In this study, the release of nitrogen from nanofertilizer followed a sequence of a two-step process: an initial burst and a subsequent slow release up to 60 days. Such release process has an edge over conventional commercial fertilizer, which released heavily at the beginning followed by low and nonuniform quantities until around 30 days. Subramanian and Rahale (2009) have monitored the nutrient release pattern of nanofertilizer formulations carrying fertilizer nitrogen. The data have shown the nanoclay-based fertilizer formulations (zeolite and montmorillonite with a dimension of 30–40 nm) are capable of releasing the nutrients for a longer period of time (>1000 hrs) than conventional fertilizers (<500 hrs). The use of nanofertilizer not only causes increased use efficiency of the elements but also reduces the toxicity generated due to over-application in the soil as well as reduces the split application of fertilizers (Naderi and Danesh-Shahraki 2013).

Zinc-Based Nano fertilizers

Among the metal- and metal oxide-engineered nanomaterials, zinc (Zn) and zinc oxide (ZnO) are commonly applied on plants. One of the widely spread micronutrient deficiency in soil is zinc deficiency, and Stella *et al.* (2010) reported that it is the fourth most important yield-limiting nutrient after nitrogen, phosphorus, and potassium. Due to its extensive utilization in consumer products, it is likely that

either through accidental release or deliberate applications, the Zn or ZnO might enter into atmospheric environments. This may further lead to considerable effect on many organisms, particularly plants which are the essential base component of all ecosystems (Dwivedi and Randhawa 1974). Zinc-containing nanomaterials are needed for chlorophyll production, fertilization, pollen function, and synthesis of auxins. Among the micronutrients, it is Zn that protects the plants from drought stress (Sharma *et al.* 2009). Zinc and ZnO may also affect the germination rate of the seeds. The effect of ZnO on root germination was observed for the species of Buck wheat (*Fagopyrum esculentum*) (Sooyeon *et al.* 2013). The ZnO nanoparticles had pronounced effect on onion (*Allium cepa*) root elongation, genetic composition, and metabolism. The seed soaking and incubation in the suspension of Zn/ZnO nanoparticles halted the growth of roots in corn. The toxicity of ZnO nanoparticle and Zn²⁺ could be driven by different theories, either it could be due to the chemical toxicity based on chemical composition or it could be due to the stress or stimuli imposed by size, shape, and surface of the ZnO nanoparticles. Both the theories affected the cell culture response of the plants. Depending on the plant species and the experimental conditions, the most important mechanism of action may be internal efficiency, i.e., Zn/ZnO utilization in tissues, or Zn/Zn uptake which is regarded as external efficiency (Dwivedi and Randhawa 1974). This deliberated the ZnO nanoparticles to enter the root cells and inhibit seedling growth. The seed germination and root growth study of zucchini seed in hydroponic solution containing ZnO nanoparticles showed no negative response (Stampoulis *et al.* 2009), whereas seed germination in rye grass and corn was inhibited by nanoscale zinc and ZnO, respectively. It was confirmed by electron microscopy that the uptake of nanoparticles ZnO damaged epidermal and cortical cells and could also injure the endodermal and vascular cells causing growth inhibition in rye grass (Lin and Xing 2007).

The ZnO NPs were absorbed by the plant roots and circulated equivalently throughout the plant tissues. But All ENPs may not be similarly operative for all crops. Unlike CeO₂ NPs, ZnO NPs were found to be translocated into above ground plant tissue, suggesting that uptake and

translocation are dependent on NP type (Priestera *et al.* 2012). The ZnO NPs were absorbed by the plant roots and circulated equivalently throughout the plant tissues. But All ENPs may not be similarly operative for all crops. Unlike CeO₂ NPs, ZnO NPs were found to be translocated into above ground plant tissue, suggesting that uptake and translocation are dependent on NP type (Priestera *et al.* 2012). Uptake and accumulation of ZnO NPs (8 nm) were investigated in soybean (*Glycine max*) seedlings at the range of 500–4000 mg L⁻¹. The uptake of Zn NPs by the soybean seedlings was significantly higher at 500 mg L⁻¹ than the concentrations at 1000 mg L⁻¹ and above. This may be because at lower concentration (500 mg L⁻¹), the NPs have lesser aggregation, whereas at high concentrations (1000–4000 mg L⁻¹), the probability of agglomerates formation is proposed. Passage of oversized agglomerates through the cell pore walls, therefore, becomes problematic. This ultimately reduces uptake and accumulation in case of ZnO NPs as understood from the results (Lopez-Moreno *et al.* 2010a). ZnO NPs were absorbed as Zn²⁺ oxidation state by hydroponically grown soybean plants. Later, it was hypothesized that ZnO NPs transformed in Zn²⁺ oxidation state at the root surface (Lopez-Moreno *et al.* 2010a). Similar results were also reported by Dimkpa *et al.* (2013) and Wang *et al.* (2013a, b, c). Raliya and Tarafdar (2013) found that ZnO NPs were instrumental in significantly improving the chlorophyll content and protein synthesis, rhizospheric microbial population, acid phosphatase, alkaline phosphatase, and phytase activity in a cluster bean rhizosphere. ZnO NPs-supplemented MS media induced proline synthesis and increased activity of superoxide dismutase (SOD), catalase (CAT), and peroxidase resulting in heightened tolerance to biotic stress.

Hernandez-Viezcas *et al.* (2011) studied the effects of 10 nm ZnO NPs in hydroponic cultures of velvet mesquite at concentrations varying from 500 to 4000 mg L⁻¹. To evaluate NP-induced stress on the plant, specific activity of catalase and ascorbate peroxidase (APX) was performed. The NPs were recorded to increase the specific activity of CAT (in the root, stem, and leaves) and APX (only in the leaves), while no evidence of detrimental aspects as chlorosis, necrosis, stunting, or wilting, even after 30 days of treatment, was observed, suggesting a

significant tolerance level toward ZnO NPs. Kumari *et al.* (2011) during the evaluation of effects of ZnO NPs using root cells of onion showed that on increasing the ZnO NPs or the ZnO bulk concentrations, higher values for the thiobarbituric acid reactive species (TBARS) were observed. During reactive oxygen species (ROS) formation and release, fatty acid conversion to toxic lipid peroxides occurs, causing disruption of biological membranes facilitating the entry of and damage by NPs and metals, resulting in TBARS formation, which damages the membrane permeability and is predicted to be one the reasons for the observed phytotoxicity. ZnO NPs have been found to associate with highly vacuolated and collapsed cortical cells along with the shrinking and partial death of the vascular cells (Lin and Xing 2008). An experiment with foliar application of different concentrations of ZnO NPs (0–100 mg L⁻¹) solution in tomato plants grown in pots revealed that 20 mg mL⁻¹ zinc oxide nanoparticle solution recorded maximum growth and biomass production (Panwar *et al.* 2012; De Rosa *et al.* 2013). In most of the studies, the effect of ZnONPs on plant growth depends on concentration. Root elongation in soybean was reported at 500 mg L⁻¹, whereas higher concentrations resulted in the reduction of root length. No effect on seed germination in soybean was observed at even higher concentration (4000 mg L⁻¹) (López-Moreno *et al.* 2010). Mahajan *et al.* (2011) demonstrated the effect of nano-ZnO particles on the growth of plant seedlings of mung bean and chick pea (*Cicer arietinum*). ZnO NPs showed concentration-dependent growth pattern in mung bean and chick pea seedlings. The maximum growth was found at 20 ppm for mung bean and 1 ppm for chick pea seedlings, and beyond this concentration, the growth was inhibited.

and 40 µg ml⁻¹) of ZnO NPs at the interval of 15 days. The growth parameters including plant height and number of leaves per plant were assessed at the time of flowering, and the seed yield parameters such as number of seeded fruits per umbel, seed yield per umbel, and 1000-seed weight were determined at the time of harvest. Seed samples obtained from treated plants along with control were tested for germination and early seedling growth. Results revealed that the plants treated with ZnO NPs at

Prasad *et al.* (2012) suggested variable response of peanut seeds toward the treatment at various concentrations of both bulk ZnSO₄ and nano scale ZnO particles. The postharvest leaf and kernel samples were analyzed to estimate the zinc content and showed favourable effect. Absorption of ZnO NPs by plants was more as compared to ZnSO₄ bulk. Results also revealed the beneficial effects of NPs in enhancing plant growth, development, and yield in peanut at lower doses (1000 ppm), but at higher concentrations (2000 ppm), ZnO NPs were detrimental just as the bulk nutrients. Pod yield per plant was 34 % higher in plants treated with ZnO as compared to chelated bulk ZnSO₄. Scanning electron microscopy and energy dispersive analysis of X-rays (SEM-EDAX) showed Zn uptake by the peanut (*Arachis hypogea*) seeds treated with nanoscale ZnO. Thin sections of the peanut embryo were analyzed by SEM. Although, an expected, low Zn concentration in peanut seeds was observed in EDAX spectra, EDAX images confirmed that the regions showing higher C and N concentrations also exhibited high accumulation of Zn in the seeds treated with nanoscale ZnO. Similar findings were reported by Raliya and Tarafdar (2013) on shoot length, root length, root area, and plant biomass in cluster bean (*Cymopsistetragonoloba*), when 10 ppm ZnO NPs were foliar-sprayed on leaf of 14-day-old plant. Significant improvement was observed in shoot length (31.5 %), root length (66.3 %), root area (73.5 %), and plant biomass (27.1 %) over control in 6weekold plants because of the treatment with ZnO NPs.

The effect of ZnO NPs on growth, flowering, and seed productivity of onion was studied (Laware and Raskar 2014). Six-month-aged onion bulbs (cut in half portions) were subjected to pot plantation and sprayed three times with varying concentrations (0, 10, 20, 30, the concentration of 20 and 30 µg ml⁻¹ showed better growth and flowered 12–14 days earlier in comparison with control. Treated plants showed significantly higher values for seeded fruits per umbel, seed weight per umbel, and 1000-seed weight over control plants. It was confirmed that high-quality seed along with all other inputs (size, number, etc.) was responsible for enhancement in final yield. These results indicated that ZnO NPs can reduce flowering period in onion by 12–14 days and produce high-

quality healthy seeds. The increase in vegetative growth in onion might be related to the fundamental role of ZnO in maintenance and protection of structural stability of cell membranes (Welch *et al.* 1982) and involvement in protein synthesis, functioning of membrane, cell elongation, as well as tolerance to various environmental stresses (Cakmak 2000).

Kisan *et al.* (2015) in another study examined the effect of nano-ZnO on the leaf physical and nutritional quality of spinach. The spinach plants were sprayed with varying concentrations (0, 100, 500, and 1000 ppm) of ZnO NPs after 14 days of sowing. At the time of maturity (45–50 days), the leaf physical parameters such as leaf length, leaf width, and leaf surface area were noted and nutritional parameters such as protein, carbohydrate, fat, and dietary fiber contents in leaf samples were determined. When 500 and 1000 ppm concentration of ZnO NPs were sprayed, increase in leaf length, width, surface area, and color of spinach leaves were recorded with respect to control. Similarly, elevated levels of protein and dietary fiber contents were observed in plants treated with ZnO NPs at the concentration of 500 and 1000 ppm in comparison with control leaf samples of spinach. It was proposed that the nano-zinc oxide has a potential to be used as a biofortification agent for the improvement of protein and dietary fiber contents of spinach leaves and thereby reduces malnutrition. The positive effect of the application of zinc oxide nanoparticles on tomato plants opens an avenue for its potential use as a future nanofertilizer. An experiment with foliar application of different concentrations of ZnO NPs (0–100 mg L⁻¹) solution in tomato plants grown in pots revealed that 20 mg mL⁻¹ zinc oxide nanoparticle solution recorded maximum growth and biomass production (Panwar *et al.* 2012; De Rosa *et al.* 2013).

microscopy (STEM) images of radish (*Raphanus sativus*) shoot samples did not reveal any significant evidence of electron-dense deposits, and energy dispersive spectroscopy (EDS) analysis did not reveal specific elemental signals for Cu in either control samples or samples exposed to 500 mg/L NPs (Atha *et al.* 2012). Hafeez *et al.* (2015) examined the potential of copper NPs to increase growth and yield of wheat. The growth and yield were significantly increased in comparison with control when Cu

Effect of nanoparticles on germination and seed quality enhancement has been reported by Shyla and Natarajan (2014). The beneficial effects of ZnO NPs in improving seed germination could be due to higher precursor activity of nanoscale zinc in auxin production. Moreover, zinc is required for plant growth and is essential for various enzymes catalyzing various steps. Raliya and Tarafdar (2013) reported significant improvement in the gum content and its viscosity in cluster bean seeds at crop harvest when the leaf of 14-day-old plant was foliar-sprayed with 10 mg L⁻¹ ZnO NPs. Improved growth parameters and gum content might be due to adsorption of NPs on plant surface and taken up by the plants through natural nano- or microscale openings.

Copper-Based Nano fertilizers

CuO NPs were transported to the shoots and translocated back to the roots via phloem (Shankar *et al.* 2003). CuO NPs were taken up by maize and wheat in the particulate form (Dimkpa *et al.* 2012, 2013; Wang *et al.* 2012a, b). Uptake and translocation of Cu NPs in mung bean (*Vigna radiata*) and wheat in agar growth medium were evaluated. The results showed that the Cu NPs were able to cross the cell membrane and agglomerate in the cells. A significant relationship between the bioaccumulated NPs in plant tissues and growth media was also established. It was also noticed that mung bean was more sensitive than wheat to toxicity of Cu NPs probably due to root anatomical differences (Lee *et al.* 2008; Rico *et al.* 2011). Copper NPs exhibited greater ability for uptake in shoots than copper bulk particles (BPs). Results revealed that total uptake into the shoots was approximately three times greater for the NPs. Scanning transmission electron

NPs (at 10, 20, 30, 40, and 50 ppm) were applied to soil in pots. However, the significant increase in the chlorophyll content, leaf area, number of spikes/pot, number of grains/spike, 100-grain weight, and grain yield was observed at 30 ppm Cu NPs. Results revealed that the enhanced growth and yield in wheat due to Cu NPs are concentration-dependent and further experimentation is required for the dose optimization and mode of application to maximize the yield of wheat.

IFFCO VENTURES INTO R&D AND MANUFACTURING OF NANO- FERTILIZERS

IFFCO explored the innovative approaches to develop nano-N (urea), nano Zn and nano Cu through nanotechnology to increase NUE for increasing crop yields; reduce bulk fertilizer’s consumption and increase farmer’s profitability at reduced environmental cost. To achieve these objectives, Nano Biotechnology Research Centre (NBRC) at Kalol, Gandhinagar, Gujarat was established by IFFCO on 3rd November, 2019. NBRC has indigenously developed proprietary patented three products - nano nitrogen, nano zinc and nano copper. These nano scale nutrients have desired particle shape, particle size, particle purity, composition, concentration, stability, polydispersity index (PDI value), pH and crystal phase. They are bio available and within the

scientific limits of application (10 to 80 ppm) as per their desired content in plants thus, fulfilling plant nutritional requirement as a fertilizer.

IFFCO Nano Urea

Nano nitrogen based on principles of nano technology provides novel alternative to wean the farmers away from urea. Nano scale advantages of nitrogen particles have to be leveraged for addressing effectively the nitrogen requirement of crops (**Figure 2**). Precision and targeted application of nitrogen through foliar application of nano nitrogen reduces urealosses; increases nutrient uptake efficiency; and addresses environmental issues of soil, air and water pollution. It results in better crop harvest with lesser nitrogen application per unit area thus, leading to better farm economics.




Figure 2: Nanoscale Advantage - Dynamics of size, shape and mode of action
 Nano fertilizers role in sustainable agriculture

Spraying of nano nitrogen at the rate of 2-4 mL per litre of water at critical crop growth stages triggers crop response, fulfils its nutritional requirement and also improves nutrient availability in the rhizosphere. When sprayed on leaves, nano N fertilizer easily gets

absorbed and also enters through stomata due to its nano size (<100nm)(**Figure3**). It is distributed too their plant parts through phloem translocation and metabolically assimilated as proteins, amino acids, etc. as per the plant’s need.

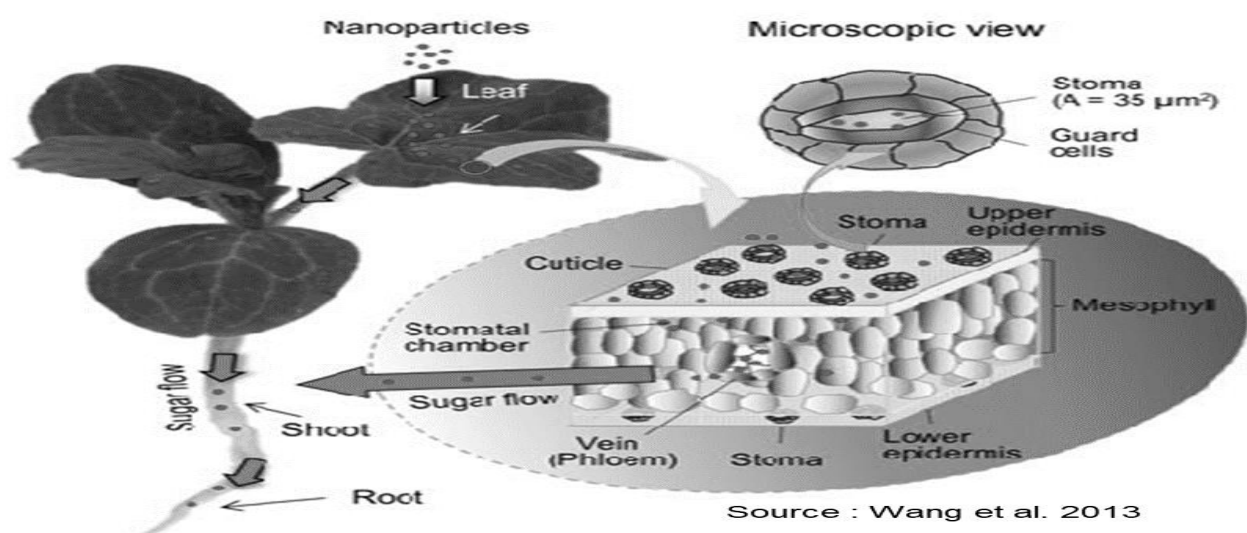


Figure 3: Entry, transport and translocation of nanoscale particles inside the plant system (Wang *et al.* 2013)

Nano urea contains nanoscale nitrogen particles (30-50 nm) which have more surface area (10,000 times over 1 mm urea prill) and number of particles (55,000 nitrogen particles over 1 mm urea prill). Nano nitrogen particles with pore size (20 nm) can easily penetrate through cell wall and reach up to plasma membrane. Large size particles (30 - 50 nm) can penetrate through stomatal pores. They are also transported via phloem cells through plasmodesmata (40 nm diameter) to other plant parts. They can bind to carrier proteins through aquaporin, ion channels, and through endocytosis and metabolized inside the plant cell. Thus, when applying nanoscale particle like nano nitrogen through foliar application, it leads to more efficient absorption and penetration of nitrogen in-seed production.

IFFCO's Nano Zn and Nano Cu

Plants meet their Zn and Cu requirements from soils but because of increasing micronutrient deficiencies, bulk fertilizers are being applied to meet crop demand of these nutrients. Current fertilizer options are not efficient because of their poor use efficiency in soil. Primary aim of nano zinc and nano copper is to substitute their conventional fertilizer analogues which have use efficiency between 2-5 %, increase crop productivity, and enhance its quality through agronomic fortification. Furthermore, nano zinc also helps plant to take up more P, leads to

better physiological growth, and brings uniformity in shape and size of fruits. Similarly, nano copper builds innate immunity of crops against harmful fungal and bacterial pathogens which affects their overall growth and development. When nano zinc and nano copper are sprayed on the leaves because of small size they can be easily absorbed by the plant either directly or through stomatal openings. On entering through the leaves, these are distributed to plant parts through phloem translocation and metabolically assimilated as per the plant's need.

IFFCO Nano Zinc

Zinc is essentially required by the plants, animals and human beings for their proper growth and development. Human requires zinc through their diet drawn directly or indirectly from plants. Zinc deficiency in Indian soils is quite large. Among the metal and metal oxide-engineered nanomaterials, zinc (Zn) and zinc oxide (ZnO) are commonly applied on plants.

IFFCO Nano Copper

Copper is also one of the eight essential plant micronutrients, required for plant metabolic activities and healthy seed production. Copper deficiency can lead to increased susceptibility to pathogenic fungal and bacterial diseases, which can cause significant yield losses. Cu NPs were able to

cross the cell membrane and agglomerate in the cells. A significant relationship between the bio accumulated NPs in plant tissues and growth media has been established.

For better results, nano zinc or nano copper are sprayed two times at critical growth stages of the plant, first during initial growth stages and second at the pre-flowering stage with rate of application being 2-4 mL per tree of water. Nano zinc and nano copper can be mixed together during spray, if needed; else, they can be used separately. IFFCO nano zinc and nano copper can be used for all the crops such as legumes, cereals, oilseeds, vegetables and fruit.

(a) Multilocation-MultiCrop On - Station Trials of Nano-fertilizers

IFFCO launched nanotechnology-based indigenous nano products—nano nitrogen, nano zinc and nano copper on 3rd November, 2019 and simultaneously, undertook 11,000 farmers' field trials (FFTs) and "On Station" trials in collaboration with 22 State Agricultural Universities (SAUs)/Research institutes. Experimental trials undertaken during *rabi-zaid* 2019- 20 in different crops like paddy, wheat, mustard, maize, tomato, cabbage, cucumber, capsicum, onion and states have recorded encouraging results. Summary of State Agricultural Universities /ICAR-KVK trials indicate that nano nutrient can enhance farmer's crop yields, besides effecting substantial savings on subsidised bulk fertilizer applications.

Trials conducted with SAUs/Research Institutes indicate that 50% urea reduction is possible with foliar application of nano nitrogen. All the growth and yield contributing characters were maximum and significantly superior in treatments receiving 2 sprays of nano nitrogen or alternate combination sprays of nano nitrogen, nano zinc and nano copper with 50% reduction in nitrogen and zinc wherever recommended. ICAR-Indian Agricultural Research Institute, New Delhi states that nano fertilizers (alone or in combination) when applied with graded doses of fertilizers can lead to up to 50% reduction in the fertilizer nitrogen. Curtailing of 25% nitrogen fertilizer

in wheat and 50% nitrogen fertilizer in mustard is possible with the two sprays of nano nitrogen. Similar or better results have been conveyed by other research institutes and SAUs. More number of effective tillers, higher growth and biomass yields and grain and straw yield has been recorded in treatments receiving nano-fertilizer application. Mahatma Phule Krishi Vidyapeeth, Rahuri evaluated nano products on onion crop and found that nano nitrogen and nano zinc increased yield even when their conventional counterpart application dose was reduced by 50% and Nano Copper improved the fruit quality. Economic benefits *i.e.* BCR of nanofertilizer application have to be seen in terms of extra yield achieved along with reduction in fertilizer usage and direct–indirect benefits on there duction of soil-air- water pollution level.

(b) Multi location- Multi Crop – On-Farm Trials of Nanofertilizers

Farmer field trials have confirmed that IFFCO Nano Nitrogen leads to reduction in urea usage and better economics for the farmers. 9037 successful "Farmer Field Trials – FFT's" on 94 crops conducted in close supervision with ICAR- KVKs across 28 states / UTs were recorded. In farmers field trials average 7-8 % higher crop yield have been recorded with 50 % less urea application.

Results of 600 on-farm trials with 8 crops conducted during winter season in different districts of Rajasthan have proved that the quantity of urea being applied by the farmers to supply nitrogen to the crops can be successfully reduced to half (Table 3). The yields obtained with 50% less nitrogen plus 2 sprays of nano-nitrogen in standing crops gave yields higher than that applied in most of the 8 crops tested in these trials. Apart from this, effect of the Nano-Zn and Nano-Cu was also evaluated. As the deficiencies of these micronutrients were not universal like nitrogen, the significant responses to these nano fertilizers depended on the magnitude of deficiency of specific micronutrients and the nature of the crops. Results of 730 field demonstrations conducted in different districts of Uttar Pradesh on farmers' fields with 12 crops proved that with the use of nano-nitrogen (Nano-N), the quantity of urea

Table 3: Effect of Nano fertilisers on Crops (Table derived from “Results of Farmer Field trials conducted in Rajasthan & Uttar Pradesh– 2019-20”

Crop (Data in parenthesis are number of trials)	Parameters#	Farmer Fertilizer Practice (FFP)	FFP -50%N + 2 Spray of Nano -N	FFP + 2 Spray of Nano -Zn	FFP + 2 Spray of Nano Cu	FFP (-50% N) + 1 Spray of Nano-N+ 1 Spray of Nano-Zn+ 1 Spray of Nano-Cu
Wheat (480)	Lowest yield (kg ha ⁻¹)	2250	2400	2370	2370	2380
	Highest yield (kg ha ⁻¹)	6410	6760	6610	6580	6875
	Mean yield (kg ha ⁻¹)	4330	4580	4490	4475	4628
	Response over FFP (kg ha ⁻¹)	-	250	160	145	297.5
	Per cent increase over FFP	-	5.77	3.7	3.35	6.87
	Net return over FFP (Rs. ha ⁻¹)	-	4812.50	3080.00	2791.25	5726.88
	Lowest yield (kg ha ⁻¹)	3200	3380	3300	3250	3350
Barley (9)	Highest yield (kg ha ⁻¹)	5260	5620	5730	5790	5900
	Mean yield (kg ha ⁻¹)	4230	4500	4515	4520	4625
	Response over FFP (kg ha ⁻¹)	-	270	285	290	395
	Per cent increase over FFP	-	6.38	6.74	6.86	9.34
	Net return over FFP (Rs. ha ⁻¹)	-	4117.50	4346.25	4422.50	6023.75
	Lowest yield (kg ha ⁻¹)	4100	4300	4400	4100	4500
	Highest yield (kg ha ⁻¹)	5500	6000	5700	5550	6000
Maize (4)	Mean yield (kg ha ⁻¹)	4800	5150	5050	4825	5250
	Response over FFP (kg ha ⁻¹)	-	350	250	25	450
	Per cent increase over FFP	-	7.29	5.21	0.52	9.38
	Net return over FFP (Rs. ha ⁻¹)	-	6160	4400	440	7920
	Lowest yield (kg ha ⁻¹)	1437	1566	1498	1466	1677
	Highest yield (kg ha ⁻¹)	2500	2700	2650	2600	2650
	Mean yield (kg ha ⁻¹)	1969	2133	2074	2033	2164
Chickpea (27)	Response over FFP (kg ha ⁻¹)	-	165	106	65	195
	Per cent increase over FFP	-	8.36	5.36	3.28	9.91
	Net return over FFP (Rs. ha ⁻¹)	-	8019.38	5143.13	3144.38	9506.25
	Lowest yield (kg ha ⁻¹)	1650	1850	1925	1750	1975
	Highest yield (kg ha ⁻¹)	1700	1850	2000	1800	2150
	Mean yield (kg ha ⁻¹)	1675	1850	1963	1775	2063
	Response over FFP (kg ha ⁻¹)	-	175	288	100	388
Urdbean (3)	Per cent increase over FFP	-	10.45	17.16	5.97	23.13
	Net return over FFP (Rs. ha ⁻¹)	-	9975	16387.50	5700	22087.50
	Lowest yield (kg ha ⁻¹)	1100	1200	1170	1120	1180
	Highest yield (kg ha ⁻¹)	4200	4300	4500	4200	4600
	Mean yield (kg ha ⁻¹)	2650	2750	2835	2660	2890
	Response over FFP (kg ha ⁻¹)	-	100	185	10	240
	Per cent increase over FFP	-	3.77	6.98	0.38	9.06
Mustard (70)	Net return over FFP (Rs. ha ⁻¹)	-	4425	8186.25	442.50	10620
	Lowest yield	13250	15000	14000	14000	16000
	Highest yield	61200	64300	61800	61800	62700
	Mean	32298	35414	33568	33824	34798
	Response over FFP, kg/ha	-	3117	1270	1526	2500
	% Increase over FFP	-	9.65	3.93	4.72	7.74
	Net Return over FFP, Rs./ha	-	31165	12702	15259	24997
Potato (187)	Lowest yield (kg ha ⁻¹)	625	680	665	660	650
	Highest yield (kg ha ⁻¹)	2019	2056	2032	2038	2024
	Mean yield (kg ha ⁻¹)	1677	1715	1696	1696	1689
	Response over FFP (kg ha ⁻¹)	-	37	19	19	12
	Per cent increase over FFP	-	2.23	1.11	1.13	0.72
	Net return over FFP (Rs. ha ⁻¹)	-	1795	893	912	576
	Lowest yield	13250	15000	14000	14000	16000

#Straw yield/ by products yield will be separate, Source: Yogendra Kumar et al. (2020 a and b)

being applied by the farmers to supply nitrogen to their crops can be successfully reduced to half (Table 3).

The yields obtained with 50% less nitrogen as compared to the N applied under farmers fertilizer practice (FFP) and applying 2 sprays of Nano-N in standing crops gave yields higher than FFP in most of the crops tested in these demonstrations. Apart from this, effect of Nano-Zn and Nano-Cu was also evaluated. As the deficiencies of micronutrients are not universal like N, positive responses to these

nanofertilizers depended on the magnitude of the deficiency of specific nutrient [zinc (Zn) or copper (Cu)] and the nature of the crops.

These results clearly establish that with application of nanofertilizers, the nutrient use efficiency can be significantly enhanced as revealed by 50 per cent saving of urea through 2 sprays of Nano N. Nanofertilizers are considered as a novel approach towards saving of nutrients, in particular nitrogen, and for protecting the environment.

PROSPECTS OF IFFCO NANO UREA, NANO ZINC AND NANOCOPPER

IFFCO nano urea, nano zinc and nano copper are in sync with OECD testing guidelines (TGs) and "Guidelines for Testing of Nano Agri inputs (NAIPs) and Food Products released by the Department of Biotechnology, Government of India. Harvested produce of crops applied with IFFCO's nano urea, nano zinc and nano copper have been found to be fit for consumption with no adverse effect. These are safe for application, both to the user and for the environment. These have other incremental benefits such as these are cost-effective and can be applied in rainfed and dry land agriculture as well as in protected cultivation. These are also compatible with most of the agrochemicals, biostimulants and specialty fertilizers. Independently, nano nitrogen, nano zinc and nano copper have also been proactively tested for bio- efficacy- biosafety- toxicity and environment suitability by NABL-accredited and GLP-certified laboratories. IFFCO nano-fertilizers meet *all* the current national and international guidelines related to nanotechnology or nano scale agri-inputs. It is for the first time in the world that nano nitrogen (Nano Urea- liquid) has been introduced to the farmers. With inclusion of nano- fertilizers such as Nano Urea in schedule VII of FCO 1985, its production will be undertaken by IFFCO so that farmers can ultimately benefit from the boon of nanotechnology. It will be a step in the direction of self-reliance in terms of 'ATMANIRBHAR BHARAT' and 'ATMANIRBHAR KRISHI' because of nano-fertilizers.

EPILOGUE

Agriculture is the backbone of Indian economy utilizing both renewable and non-renewable resources but ensuring food security to the masses. Increasing consumer awareness regarding food traceability, environment friendly agri-inputs and sustainable farm operations calls for revisiting agriculture through introduction of novel and innovative solutions like nano-fertilizers.

Nitrogen pollution (NO_3^- , NH_4^+ , N_2O) has emerged as a major factor responsible for environment pollution which is being targeted globally for reduction in a phased manner. It is one of the components of Paris agreement for climate change and UN sustainable development goals (SDGs). Excessive nitrogen application in agriculture has to be reduced in a phased manner for ensuring healthy environment and soil-crop-atmospheric biodiversity in perpetuity. Reduction in excessive fertilizer application has cascading effect in improvement of overall crop economy and environment resilience.

Nanotechnology has emerged as an innovative solution which has multiple applications in various fields besides agriculture. World over more than 1200 nano-tech based commercial products have found place as products and their variants in consumer and industrial space. Nano products have definitive advantage in terms of size, shape, quantity and efficacy. They can address constraints faced at the level of scale and scope in terms of environment sustainability and resource conservation. Through nano agri inputs nutritional requirement of crops can be effectively met through targeted, stage wise and slow release application without disturbing the agro- ecology.

Novelty of nano-fertilizers lies in their unique size, composition and properties. Their application enhances bio availability of nutrients due to triggering of alternative pathways and enzymes inside the plant system, increase in root biomass and rhizospheric microbial population which results in more availability of nutrients. Nano-fertilizer application can be further streamlined as per focus crop nutrient uptake and removal studies over a period of time so that they can be effectively integrated in the package of practices (POPs) of states and as an effective component of 4 R technique. Nano products especially IFFCO nano urea should be viewed in this backdrop.

Nanofertilizers have to be looked upon as an alternative option made available to farmers engaged in residue free organic and sustainable agriculture. Foliar application of nano-fertilizers also calls into focus efficient spray application technologies with agritech solutions such as through UAVs / drones, electrostatics sprayers besides conventional sprayers. Nanofertilizers

suitable for application through drip, seed priming / treatment and soil application also needs to be developed for farmers convenience of application. Nanotechnology-based solutions have more relevance for countries like India where resource conservation has to be seen in the light of increase in population next only to China.

Nano-fertilizers should therefore be viewed in totality as an option to address the challenges being faced by modern day intensive agriculture. It is high time that the nano-fertilizers are accepted as an 'informed choice' to address

persistent limitations affecting sustainability and profitability of our agriculture.

ACKNOWLEDGEMENT

The contribution of research scientists, KVK's, progressive farmers, IFFCO field officers who have been engaged in IFFCO Nano research experimental trials is duly acknowledged. We express our gratitude to different open access resource providers, individuals and internet knowledge portals.

REFERENCES

- Ashrafi, S.J., Rastegar, M.F., Jafarpour, B. and Kumar, S.A. (2010) Possibility use of silver nano particle for controlling *Fusarium* wilting in plant pathology. In: Riberio C, de-Assis OBG, Mattoso LHC, Mascarenas S (eds) Symposium of international conference on food and agricultural applications of nanotechnologies, São Pedro SP, Brazil. ISBN 978-85-63274-02-4
- Atha ,D.H, Wang, H., Petersen, E.J., Cleveland, D., Holbrook, R.D., Jaruga, P, Dizdaroglu, M., Xing, B., and Nelson, B. C.(2012)Copper oxide nanoparticle-mediated DNA damage in terrestrial plant models. *Environmental Science and Technology*46:1819–1827
- Brennan, B. (2012) Nano biotechnology in agriculture. *Strategic business insights* 2012, Menlo Park, CA, USA, Available from:<http://www.strategicbusinessinsights.com/about/featured/2012/2012-10-nanobiotechnology.html>.
- Cakmak, I. (2000) Role of zinc in protecting plant cells from reactive oxygen species. *New Phytologist* 146:185–205.
- DeRosa, M.C., Monreal, C., Schnitzer, M., Walsh, R. and Sultan, Y. (2010) Nanotechnology in fertilizers. *Nature Nanotechnology* 5:91–94.
- Dimkpa, C.O., Latta, D.E., McLean, J.E., Britt, D. W., Boyanov, M.I. and Anderson, A. J. (2013) Fate of CuO and ZnO nano and micro particles in the plant environment. *Environmental Science & Technology* 47:4734–4742
- Dimkpa, C.O., McLean, J.E., Latta, D.E., Manangón, E., Britt, D.W., Johnson, W.P., Boyanov, M.I. and Anderson, A.J. (2012) CuO and ZnO nano particles: phytotoxicity, metal speciation and induction of oxidative stress in sand-grown wheat. *Journal of Nanoparticle Research*14:1125
- Dwairi, J.M. (1998) Renewable, controlled and environmentally safe phosphorous released in soil mixtures of NH⁺- phillip sitetuff and phosphate rock. *Environmental Geology* 34:293–296
- Dwivedi, R.S. and Randhawa, N.S. (1974) Evaluation of a rapid test for hidden hunger of Zn in plants. *Plant & Soil* 40:445–451
- Gao, F., Hong, F., Liu, C., Zheng, L., Su, M., Wu, X., Yang F, Wu C, and Yang P (2008) Mechanism of nano-anatase TiO₂ on promoting photosynthetic carbon reaction of spinach. *Biological Trace Element Research* 111:239–253
- Hafeez, A., Razzaq, A, Mahmood, T, and Jhanzab H.M. (2015) Potential of copper Nanoparticles to increase growth and yield of wheat. *Journal of Nanoscience with Advanced Technology* 1(1):6–11
- Hernandez G, Diaz R, Notariodel Pino J.S., and Gonzalez Martin M.M. (1994) NH⁺ Na-exchange and NH⁺ release studies in natural phillip site. *Applied Clay Science*9:29–137
- Husen A, Siddiqi K.S, (2014) Carbon and fullerene nano materials in plant system. *J Nanotechnol* 12:1–10
- Khodakovskaya M, Dervishi E, Mahmood M, XuY, LiZ, Watanabe F, and Biris A.S. (2009) Carbon nanotubes are able to penetrate plant seed coat and dramatically affect seed germination and plant growth. *American Chemical Society Nano*3:3221–3227

- Khodakovskaya, M.V., deSilva, K., Biris, A. S., Dervishi, E, and Villagarcia, H. (2012) Carbon nanotubes induce growth enhancement of tobacco cells. *American Chemical Society Nano* 6:2128–2135
- Kisan, B., Shruthi, H., Sharanagouda, H., Revanappa, S. B. and Pramod N.K. (2015) Effect of nano-zinc oxide on the leaf physical and nutritional quality of spinach. *Agro technology* 5:135. doi:10. 4172/2168-9881.1000135
- Claine, S.J., Alvarez, P.J.J., Batley, G.E., Fernandes, T.F. Handy, R.D. Lyon, D.Y., Mahendra, S., McLaughlin, M. L. and Lead JR (2008) Nanomaterials in the environment: behaviour, fate, bio availability, and effects. *Environmental Toxicology and Chemistry* 27:1825–1851
- Kottegoda, N., Munaweera, I., Madusanka, N., and Karunaratne, V. (2011) A green slow-release fertilizer composition based on urea-modified hydroxyapatite nanoparticles encapsulated wood. *Current Science* 101(1):73–78
- Kumari, M., Khan, S.S., Pakrashi, S., Mukherjee, A, and Chandrasekaran, N. (2011) Cytogenetic and genotoxic effects of zinc oxide nanoparticles on root cells of *Allium cepa*. *Journal of Hazardous Materials* 190:613
- Laware, S. L., and Raskar, S. (2014) Influence of zinc oxide nanoparticles on growth, flowering and seed productivity in onion. *International Journal of Current Microbiology and Applied Sciences* 3(7):874–881
- Lee, W. M., AN, Y. J., Yoon, H, and Kwbon, H.S. (2008) Toxicity and bioavailability of copper nanoparticles to the terrestrial plants mungbean (*Phaseolus radiatus*) and wheat (*Triticum aestivum*): plant agar test for water-insoluble nanoparticles. *Environmental Toxicology and Chemistry* 27:1915–1921
- Lin D, Xing B. (2007) Phyto toxicity of Nanoparticles: Inhibition of seed germination and root growth. *Environmental Pollution* 150:243–250
- Lin S, Reppert J., Hu Q, Hudson J.S., Reid ML, Ratnikova T.A, Rao A.M., Luo H., and Ke P.C. (2009) Uptake, translocation, and transmission of carbon nanomaterials in rice plants. *Small* 5: 1128–1132
- López-Moreno, M.L, dela Rosa, G., Hernández-Viezcas, J.A., Peralta-Videa, J.R., and Gardea-Torresdey, J.L. (2010) AS corroboration of the uptake and storage of CeO₂ nanoparticles and assessment of their different toxicity in four edible plants species. *Journal of Agricultural and Food Chemistry* 58(6):3689–3693
- Mahajan P, Dhoke S.K., Khanna A.S., Tarafdar J.C. (2011) Effect of nano-ZnO on growth of Mung Bean (*Vigna radiata*) and Chickpea (*Cicer arietinum*) seedlings using plant agar method. *Appl Biol Res* 13:54–61
- Manikandan and Subramanian, K.S. (2014) Fabrication and characterization of nanoporous zeolite based N fertilizer. *African Journal of Agricultural Research* 9(2):276–284
- Millán, G., Agosto, F., Vázquez, M., Botta L., Lombardi, L. and Juan, L. (2008) Use of clinoptilolite as a carrier for nitrogen fertilizers in soils of the Pampean regions of Argentina. *Cienciae Investigation Agraria* 35:245–254.
- Naderi, M. R. and Abedi A. (2012) Application of nanotechnology in agriculture and refinement of environmental pollutants. *Journal of Nanotechnology* 11(1):18–26.
- Naderi, M. R. and Danesh-Shahraki, A. (2013) Nanofertilizers and their roles in sustainable agriculture *International Journal of Agriculture and Crop Sciences* 5(19):2229–2232.
- Nair, R., Mohamed, M.S., Gao, W., Maekawa, T., Yoshida, Y., Ajayan, P.M. and Kumar, D.S. (2012) Effect of carbon nanomaterials on the germination and growth of rice plants. *Journal of Nano science and Nano technology* 12 (3):2212–2220.
- Nair, R., Varghese, S. H., Nair, B. G., Maekawa, T., Yoshida, Y. and Kumar DS (2010) Nanoparticulate material delivery to plants. *Plant Science* 179:154–163
- Nanotechnology in Agriculture and Food (2006) Europe an nanotechnology gateway. [http://www.nanoforum.org/dateien/temp/nano technology%20in%20agriculture%20-and%20 food.pdf](http://www.nanoforum.org/dateien/temp/nano%20technology%20in%20agriculture%20-and%20%20food.pdf)
- Panwar, J. Jain, N., Bhargava, A., Akthar, M. and Yun, Y.S. (2012) Positive effect of zinc oxide nanoparticles on tomato plants: a step towards developing “nano-fertilizers”. In: 3rd International Conference on Environmental Research and Technology, pp3 48–352
- Pérez-de-Luque, A, and Hermosín, M.C. (2013) Nanotechnology and its use in agriculture.

- In: Bagchi D, Bagchi M, Moriyama H, Shahidi F (eds) *Bio-nanotechnology: are evolution in food, biomedical and health sciences*. Wiley-Blackwell, West Sussex, pp 299–405
- Perrin, T. S., Drost, D. T, Boettinger, J.L. and Norton JM (1998) Ammonium-loaded clinoptilolite: a slow-release nitrogen fertilizer for sweet corn. *Journal of Plant Nutrition* 21:515–530
- Pramod Mahajan, S. K. Dhoke, A. S. Khanna, "Effect of Nano-ZnO Particle Suspension on Growth of Mung (*Vigna radiata*) and Gram (*Cicer arietinum*) Seedlings Using Plant Agar Method", *Journal of Nanotechnology*, Vol. 2011, Article ID 696535, 7 pages, 2011. <https://doi.org/10.1155/2011/696535>
- Prasad, T. N. V. K. V., Sudhakar, P., Sreenivasulu, Y., Latha, P., Munaswamy, V., Reddy, K. R., Sreeprasad, T. S.P., Sajanlal, R. and Pradeep, T. (2012) Effect of nanoscale zinc oxide particles on the germination, growth and yield of peanut. *Journal of Plant Nutrition* 35(6):905–927
- Prasad, R. (2013) "Fertilizer Nitrogen, Food Security, Health and the Environment. Proceedings Indian National Science Academy 79 No. 4. Spl. Issue, Part B, 997-1010
- Priestera, J. H, Gea Y, Mielkea R.E., Horsta A.M., Moritzb S.C., Espinosae K., Gelbf J, Walkerg S.L., Nisbetb R.M., Ani Y.J., Schimelb J.P., Palmere R.G., Hernandez-Viezcas J.A., Zhaoc L., Gardea-Torresdey J.L. and Holdena, P.A. (2012) Soybean susceptibility to manufactured nano materials with evidence for food quality and oil fertility interruption. *Proceedings of National Academy of Sciences USA* 109:14734–14735
- Rahale, C.S. (2010) Nutrient lease pattern of nano-fertilizer formulations. PhD Thesis, Tamil Nadu Agricultural University, Coimbatore, Tamil Nadu, India
- Raliya R. and Tarafdar, J. C. (2013) ZnO nanoparticle biosynthesis and its effect on phosphorous- mobilizing enzymes secretion and gum contents in clusterbean (*Cyamopsis tetragonoloba* L.). *Agricultural Research* 2 (1):48–57
- Raliya, R. Tarafdar, J. C. K. Gulecha, Choudhary, K. Rameshwar Ram, Prakash Mal and Saran, R. P. (2013). Review Article; Scope of Nanoscience and Nanotechnology in Agriculture. *Journal of Applied Biology and Biotechnology*, 1 (03): 041-044.
- Razzaq A .Ammara, R., Jhanzab, H. M., Mahmood, T., Hafeez, A. and Hussain S (2016) Anovel nano material to enhance growth and yield of wheat. *Journal of Nanoscience and Nanotechnology* 2(1):55–58
- Rico, C. M, Majumdar S, Duarte-Gardea M, Peralta-Videa JR, and Gardea-Torresdey JL (2011) Interaction of Nanoparticles with edible plants and their possible implications in the food chain. *Journal of Agricultural and Food Chemistry* 59:3485–3498
- Saigusa, M. (2000) Broad cast applications were suspend application of polyolefin-coated fertilizer on green peppers grown on Andisol. *Journal of Plant Nutrition* 23:1485–1493
- Sekhon, B. S. (2014) Nanotechnology in agri-food production: an over view. *Nanotechnology, science and applications* 7:31–53
- Serag, M. F., Kaji, N., Tokeshi, M. and Baba Y. (2012a) Introducing carbon nano tubes in to living walled plant cells through cellulase-induced nanoholes. *Royal Society of Chemistry Advances* 2:398–400
- Serag, M.F., Kaji, N., Venturelli, E., Okamoto, Y., Terasaka, K., Tokeshi, M., Mizukami, H., Ugent, K. B. and Bianco, Baba, Y. (2011b) Trafficking and subcellular localization of multiwalled carbon nanotubes in plant cells. *American Chemical Society Nano* 5:493–499
- Shankar, S. S., Ahmad A., and Sastry, M. (2003) Geranium leaf as a site for biosynthesis of silver nano particles. *Biotechnology Progress* 19 (6):1627-31.
- Sharma, V., Shukla, R, K., Saxena M., Parmar D., Das, M. and Dhawan, A. (2009) DNA damaging potential of ZnO nano particles in human epidermal cells. *Toxicology letters* 185(3):211–218.
- Shyla, K.K. and Natarajan, N (2014) Customising zinc oxide, silver and titanium dioxide nano particles for enhancing groundnut seed quality. *Indian Journal of Science and Technology* 7 (9):1376–1381.
- Solanki, P., Bhargava, A., Chhipa, H., Jain, N. and Panwar, J. (2015) Nano-fertilizers and their smart delivery system. In: Rai M, Ribeiro C, Mattoso L, Duran N (eds) *Nanotechnologies in food and agriculture*. Springer, Switzerland, pp81–101.

- Sonkaria, S., Ahn, S. H. and Khare, V. (2012) Nanotechnology and its impact on food and nutrition: a review. *Recent patents on Food, Nutrition & Agriculture* 4 (1):8–18.
- Sooyeon, L., Sunghyun, K., and Saeyeon, K. Insook, L. (2013) Assessment of phytotoxicity of ZnO NPs on medicinal plant *Fagopyrum esculentum*. *Environmental Science and Pollution Research International* 20:848–854.
- Stampoulis, D., Sinha, S.K, and White, J.C. (2009) As say dependent phytoxicity of nanoparticles to plants. *Environmental Science & Technology* 43:9473–9479.
- Stella, W.Y.W., Priscilla, T.Y. L., Djurisi, A. B., and Kenneth, M.Y.L. (2010) Toxicities of nano zinc oxide to five marine organisms: influences of aggregate zinc size and on solubility. *Analytical and Bioanalytical Chemistry* 396(2):609–618.
- Subramanian, K.S. and Rahale, C.S. (2009) Synthesis of nanofertiliser formulations for balanced nutrition. In: *Proceedings of the Indian society of Soil Science-Platinum Jubilee Celebration, December 22–25, IARI, New Delhi, India*, pp85.
- Sugunan, A. and Dutta, J. (2008) Pollution treatment, remediation and sensing. In: Harald K (ed) *Nanotechnology*, vol 3. Wiley-VCH, Weinheim, pp 125–143.
- Sultan, Y., Walsh, R., Monreal, C.M., and DeRosa, M.C. (2009) Preparation of functional aptamer films using layer-by-layer self-assembly. *International journal of biological macromolecules* 10:1149–1154.
- Torney F, Trewyn B.G, L in VS, and Wang, K (2007) Mesoporous silica nano particles deliver DNA and chemicals into plants. *Nature Nanotechnology* 2:295–300.
- Trenkel, M.E. (2010) Slow-and controlled-release and stabilized fertilizers: an option for enhancing nutrient use efficiency in agriculture. *International Fertilizer Industry Association, Paris, France*, pp1–162.
- Villagarcia, H., Dervishi, E., Silva, K., Biris, A. S. and Khodakovskaya M.V. (2012) Surface chemistry of carbon nano tubes impacts the growth and expression of water channel protein in tomato plants. *Small* 8:2328–2334.
- Wang, J., Koo, Y., Alexander, A., Yang, Y., Westerhof, S., Zhang, Q.B., Schnoor, J. L., Colvin, V. L., Braam, J., and Alvarez, P. J. J. (2013a) Phytostimulation of poplars and *Arabidopsis* exposed to silver nano particles and Ag⁺ at sublethal concentrations. *Environmental Science & Technology* 47:5442–5449.
- Wang, P., Menzies, N. W., Lombi, E., McKenna, B. A., Johannessen, B., Glover, C. J., Kappen, P. and Kopittke, P.M. (2013b) Fate of ZnO Nanoparticles in soils and Cowpea (*Vigna unguiculata*). *Environmental Science & Technology* 47:13822–13830.
- Wang Q, Ebbs S.D., Chen, Y., and Ma X. (2013c) Trans-generational impact of cerium oxide nano particles on tomato plants. *Metallomics* 5 (6):753–759.
- Welch, R.M, Webb, M.J., Loneragan, J.F. (1982) Zinc in membrane function and its role in phosphorus toxicity. In: Scaife A (ed) *Proceedings of the ninth plant nutrition colloquium*. CAB International, Wallingford, UK, pp710–715.
- Yogendra Kumar, Tiwari, K.N. Nayak, R.K. Abhimanyu Rai, Singh, S.P. Singh, A.N., Yatendra Kumar, Harish Tomar, Tarunendu Singh and Ramesh raliya (2020) “Nano fertilizers for enhancing nutrient use efficiency, crop productivity and economic returns in winter season crops of Uttar Pradesh” *Indian Journal of Fertilisers* 16 (8) : 772-786.
- Yogendra Kumar, Tiwari, K.N. Tarunendusingh, Naveen Kumar Sain, Sri Laxmi, Ramesh Verma, Girish Chandra Sharma and Ramesh Raliya (2020), “Nanofertilizers for enhancing nutrient use efficiency, crop productivity and economic returns in winter season crops of Rajasthan. *Annals of Plant and Soil Research*, 22(4): 324-335.
- Zheng, L., Hong, F. S., Lu, S. P. and Liu, C. (2005) Effect of nano-TiO₂ on strength of naturally and growth aged seeds of spinach. *Biological Trace Element Research* 104: 83-91.
- Zhu, H, Han, J., Xiao, J.Q., Jin, Y. (2008) Uptake, translocation, and accumulate on of manufactured iron oxide nano particles by pumpkin plants. *Journal of Environmental Monitoring* 10:713–717.

